

**Welcome - Year 5 Transition Meeting**

- Introductions
- Equipment
- Planners
- Reading
- Spelling
- Benhurst Sentence Types
- Homework
- Website

**Year 5 Teachers and Teaching Assistant**

- Miss Britton - Year Group Leader, Teacher Class 5B
- Mrs Krout - Teacher Class 5K
- Mrs Sheehan - Teaching Assistant 5K
- Miss Byrne and Mrs Evans - Teaching Assistant 5B

**Equipment**

- PE kit - Should be in school at all times. To include a pair of plimsolls. All items to be clearly named.
- 5K indoor PE Monday and outdoor PE Thursday.
- 5B indoor PE Thursday and outdoor PE Monday.
- Water bottles - Every child should have a named water bottle in school.
- Art apron -Please bring in an old shirt/t-shirt to use as an apron during art activities.

**Planners**

Your child has been given a planner. If you have not already done so, please look through this with your child and sign the 'Home School Agreement.'

Why does your child have a planner?

How can this aid their learning?

How can you use the planner to support your child's learning and development?

**Reading Rocks**

In Year 5 we continue to focus on developing a positive attitude to reading and build upon children's comprehension skills by:

Guided reading in small groups, both with the teacher and independently.

Individual reading.

Regular reading comprehensions.

Reading for meaning.

We need you to support your child by hearing them read at least four times per week at home and complete the planner. It is incredibly important that you ask your child questions on what they have read to ensure that they have the relevant understanding.

### Reading Rocks - Example

### Spelling

New spellings are issued to the children each Thursday. These will be glued into your child's planner.

We follow the Spelling Zoo scheme of work which follows the requirements of the National Curriculum.

There is a list of spellings which children are expected to be able to spell correctly by the end of Upper Key Stage 2. They are all incorporated into the weekly spellings and are revisited throughout the year.

Your child will practise spellings at school but they also need to practise them at home. They will be tested each Tuesday and results will be put in the planner by your child.

### Benhurst Sentence Types

<p><b>Linking Sentence</b></p> <p>Paul was a friendly man most of the time, but he could be nasty.</p> <p>as and, because, although</p> <p>However, subsequently</p> <p>Compound sentence using Connectives</p>	<p><b>List Sentence</b></p> <p>When Dad went shopping he bought some plums, strawberries, oranges and lemons.</p> <p>Use commas to list the items.</p>	<p><b>— ly opener</b></p> <p>Loudly, Quickly, Angrily, Briefly</p> <p>Cautiously, Slowly, Excitedly, Suddenly, Carefully</p> <p>Quietly, Stupidly, Bravely, Warily, Crazy</p> <p>Adverb Sentence</p>
<p><b>Drop in Sentence</b></p> <p>Joe, who made great sandwiches, raced for the school.</p> <p>Remember the comma sandwich</p> <p>Embedded Clause (also called a subordinate clause)</p>	<p><b>Time Sentence</b></p> <p>First, Next, Then, In the morning, Yesterday, After that, Finally.</p> <p>Time Connectives</p>	<p><b>Speech Sentence</b></p> <p>Ben shouted, "I can swim!"</p> <p>"I can swim!" Shouted Ben.</p> <p>Speech marks are also called inverted commas.</p>

### Times Table Challenge

Each week your child will complete a timed, times table challenge, building from where they were in year 4. These will include both multiplication and division.

A copy of your child's sheet will be sent home each week for your child to practise. Please support your child in learning their tables as we cannot emphasise how important they are.

Furthermore, your child will love receiving their certificate in Celebration Assembly.

### Homework

Topic homework is issued half termly, children are expected to complete one task from each section over the half term. They will be provided with a completion date by which all three pieces need to be returned. Certificates will be issued to each child for their homework at the end of each half term.

They will bring home a red homework book, which may be used for their written homework.


Weekly homework consists of spellings, 'Maths Facts' and a page from a mental arithmetic book. Spellings and the relevant maths fact can be found on the school website. These will be tested on a Tuesday.

Children will complete their previous year 4 mental arithmetic book before beginning the next one. Please only complete the designated page.


Homework must be handed in on Tuesday for it to be marked and returned to your child on Thursday. If it is not handed in on time, it will not be marked.

### Homework

<p><b>Project</b></p> <p>We would like to invite the children to take part in a half termly project which they should undertake in addition to their reading and learning their spelling and maths facts.</p> <p>The teacher should choose a minimum of one task per section or more if they wish.</p> <p>Children will be awarded a part mark upon the completion of their project.</p> <p>Additional information on our learning this week</p>	<p><b>Be a writer</b></p> <p>Write a story about your school's end of year trip to the beach.</p> <p>Write an impression walk or describe about their experience of competing in the Anglo-Saxons.</p> <p>Produce an information booklet of things about the Anglo-Saxons.</p>	<p><b>Be a detective</b></p> <p>Research Anglo-Saxon Saxon's and how they influenced Britain.</p> <p>Design your own Anglo-Saxon shield and how it looked like.</p> <p>Design and make your own Anglo-Saxon shield to use in battle.</p>	<p><b>Get a stamp!</b></p> <p>Make a stamp from a picture of an Anglo-Saxon.</p> <p>Design and make your own Anglo-Saxon shield to use in battle.</p> <p>Design and make your own Anglo-Saxon shield to use in battle.</p>
--	--	--	--



### Maths Homework




Schofield and Sims - Maths Homework Book




### Website

<http://www.benhurst.havering.sch.uk/>



### Any questions?



Thank you all for coming and supporting your child and the school.

