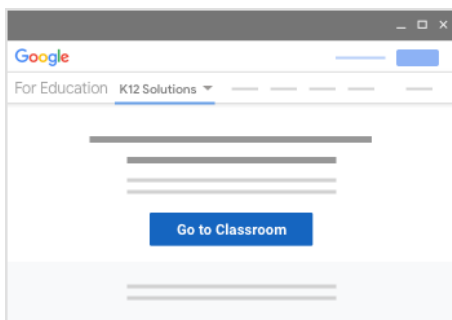
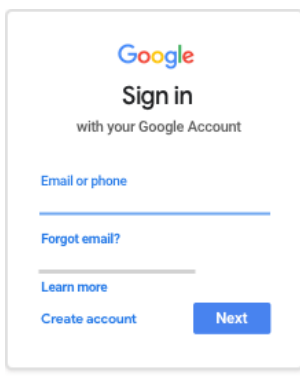


Sign in for the first time

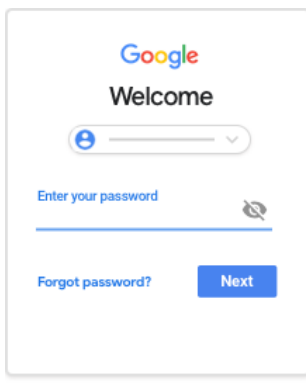
1. Go to classroom.google.com and click Go to Classroom.



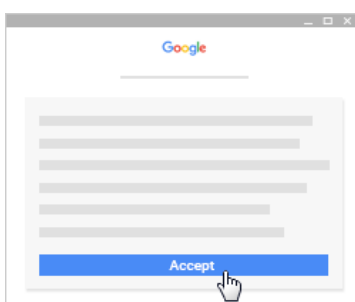
2. Enter your username and click Next. Remember, you need to add @benhurstprimaryschool.co.uk to your username.



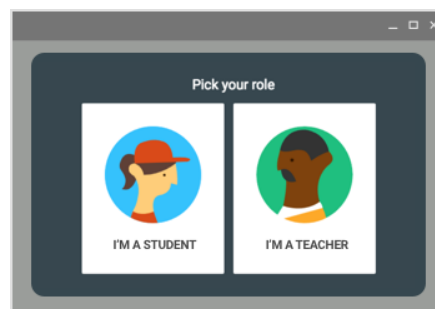
3. Enter your password and click Next.




4. If there is a welcome message, read it and click Accept.



5. Click on: I'm A Student.



6. Click Get Started.



7. Once you have logged in, click on your class.
8. Click on the tab called "Classwork" to access all of the home learning packs.
9. For Maths, Reading and SPaG, the learning can be completed directly on the sheet. The links will take the children to SMART Learning Suite Online. They will be asked to sign in again. Choose "Sign in with Google". Then, click on their login when it appears on the next screen. There are multiple pages in each link and their work will automatically save. They can return to their learning at any time to continue.
10. For Writing, click on "View Assignment". On the right hand side of the screen there are Google Docs already created for the children to complete their learning in. Again, these save automatically and they can return to them at any time.
11. Once any of the learning is complete, they can click "Turn In".