

Writing




- Information leaflets about animals in the garden/plants and growing
- Timeline of how plants grow.
- Retell a story with actions and / or picture prompts as part of a group
 - Use story language when acting out a narrative. Rhyming words.
- Writing simple sentences.
- Writing short sentences to accompany story maps.

Communication and Language

Discovering Passions

Re-read some books so children learn the language necessary to talk about what is happening in each illustration and relate it to their own lives
Introduce new factual books and link with Science based topic. Introduce new vocabulary which is science based. Are these the same as the language used in stories we know already? Can we change our factual books?

Daily story time!



Reception- Summer 1
Living Things



PSED

- Looking after others
- Friendships
- Dreams and Goals
- Show resilience and perseverance in the face of challenge.
- Discuss why we take turns, wait politely
- Tidy up after ourselves and so on.

Physical Development Fine Motor & Gross Motor

- Threading, cutting, weaving, playdough, Fine Motor activities.
- Develop pencil grip and letter formation continually
- Use one hand consistently for fine motor tasks
- Cut along a straight line with scissors /
- Start to cut along a curved line, like a circle / Draw a cross
- Obstacle activities
- children moving over, under, through and around equipment
- Encourage children to be highly active and get out of breath several times every day.
- Provide opportunities for children to, spin, rock, tilt, fall, slide and bounce.

Maths

Shape and pattern
Describe and sort 2D and 3D shapes
Recognise, complete and create patterns
Commutativity
Explore addition and subtraction
Compare two amounts
Relationship between doubling and halving



Understanding the World (UTW)

- Compare animals from a jungle to those on a farm.
- Explore a range of jungle animals. Learn their names and label their body parts. Could include a trip to the zoo.
- Nocturnal Animals Making sense of different environments and habitats
- Use images, video clips, shared texts and other resources to bring the wider world into the classroom. Listen to what children say about what they see
- Listen to children describing and commenting on things they have seen whilst outside, including plants and animals.
- After close observation, draw pictures of the natural world, including animals and plants

Expressive Arts and Design (EAD)

- Rousseau's Tiger / animal prints / Designing homes for hibernating animals.
- Collage owls / symmetrical butterflies
- Children will be encouraged to select the tools and techniques they need to assemble materials that they are using e.g creating animal masks.